

Finding and accessing data via the UK Data Service

4th May 2017

The webinar will begin at 15.00

Please note that you now have a menu in the top right corner of your screen.

The red button with a white arrow allows you to expand and contract the webinar menu. In it...

- You can write questions/comments (we don't have an option to ask questions out loud today)
- You can test and change your audio
- You can download today's slides.



Can you hear me?



UK Data Service



Can you hear me?

If NOT:

- Check your volume, and that your speaker/headset is plugged in
- Your invitation also included a phone number, you can call that to listen in
 - UK +44 (0) 330 221 9922
 - US +1 (909) 259-0027
- We are recording this webinar, so you can always listen to it later



Welcome

An introduction...



Simon Parker
UK Data Service
University of Essex

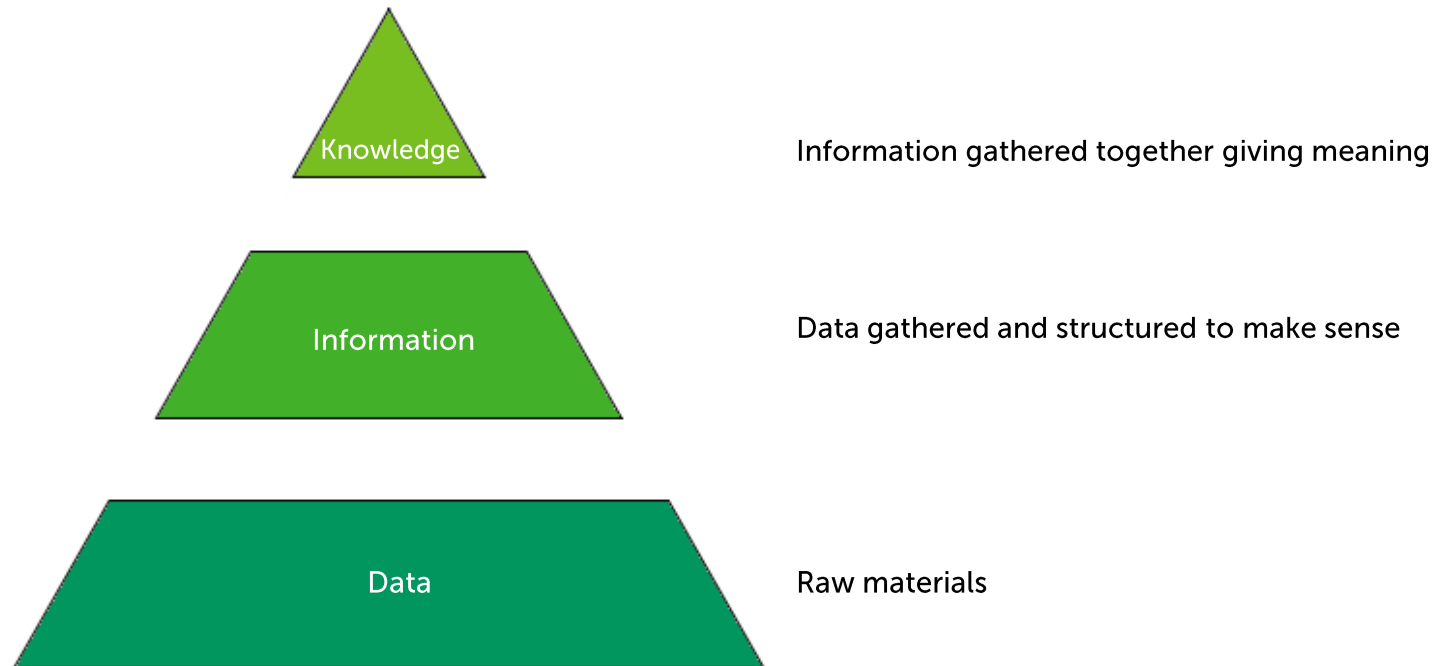


What we will cover in this session

- Introduction to our Data
- Finding data
 - Key data
 - Discover
 - Useful resources
- How to Access Data
- Questions (c. 20 mins)



What we mean by 'data'



Quantitative looks like...

	AgeB2	sgrade	Soc	Soc2	gor	sex	Eth	Reg	gen	tenure	Empstat	qual	marstat	access	Income	Broadsheet
1	35-44	E	C2DE	DE	North we	Male	White	North	Generati	Rented f	Not work	GCSE/O-L	Married/	Has inte	11500 -	no BROAD
2	35-44	C1	ABC1	C1C2	North we	Male	White	North	Generati	Rented f	Not work	A-Level	Married/	Has inte	25000 PL	no BROAD
3	35-44	C2	C2DE	C1C2	East Mid	Female	White	Midlands	Generati	Owner (b	Working	Vocation	Married/	Has inte	25000 PL	no BROAD
4	65+	D	C2DE	DE	East Mid	Female	White	Midlands	Baby boo	Owned ou	Not work	Vocation	Married/	Has inte	17500 -	no BROAD
5	65+	D	C2DE	DE	East Mid	Male	White	Midlands	Pre war	Owned ou	Not work	Vocation	Divorced	No inter	-1	no BROAD
6	35-44	C2	C2DE	C1C2	East Mid	Male	White	Midlands	Generati	Rented f	Working	GCSE/O-L	Married/	Has inte	-1	no BROAD
7	55-64	C1	ABC1	C1C2	North we	Male	White	North	Baby boo	Owned ou	Working	A-Level	Married/	Has inte	25000 PL	no BROAD
8	45-54	C1	ABC1	C1C2	North we	Female	White	North	Generati	Owner (b	Working	GCSE/O-L	Divorced	No inter	17500 -	no BROAD
9	16-24	D	C2DE	DE	North we	Female	White	North	Generati	Owned ou	Working	A-Level	Single	Has inte	-1	no BROAD
10	55-64	C1	ABC1	C1C2	North we	Female	White	North	Baby boo	Owned ou	Working	Vocation	Divorced	Has inte	25000 PL	no BROAD
11	65+	B	ABC1	AB	West Mid	Female	White	Midlands	Pre war	Owned ou	Not work	No forma	Divorced	No inter	-1	no BROAD
12	55-64	C2	C2DE	C1C2	West Mid	Female	White	Midlands	Baby boo	Owned ou	Not work	Vocation	Married/	Has inte	6500 - 1	no BROAD
13	35-44	C1	ABC1	C1C2	West Mid	Male	White	Midlands	Generati	Owner (b	Working	A-Level	Married/	Has inte	25000 PL	no BROAD
14	65+	C2	C2DE	C1C2	West Mid	Female	White	Midlands	Pre war	Owned ou	Not work	No forma	Divorced	No inter	11500 -	no BROAD
15	55-64	C1	ABC1	C1C2	North we	Female	White	North	Baby boo	Owned ou	Not work	A-Level	Married/	Has inte	-1	no BROAD
16	65+	C1	ABC1	C1C2	Scotland	Male	White	Scotland	Baby boo	Owned ou	Not work	Other	Divorced	Has inte	6500 - 1	no BROAD
17	45-54	C1	ABC1	C1C2	Scotland	Female	White	Scotland	Generati	Owner (b	Working	A-Level	Married/	Has inte	25000 PL	BROADSHE
18	16-24	C1	ABC1	C1C2	Scotland	Female	White	Scotland	Generati	Owner (b	Working	A-Level	Single	Has inte	-1	no BROAD
19	65+	D	C2DE	DE	Scotland	Female	White	Scotland	Baby boo	Owned ou	Not work	No forma	Married/	Has inte	17500 -	no BROAD
20	65+	B	ABC1	AB	Scotland	Female	White	Scotland	Pre war	Owned ou	Not work	GCSE/O-L	Divorced	Has inte	25000 PL	BROADSHE
21	45-54	D	C2DE	DE	Scotland	Male	White	Scotland	Generati	Owner (b	Working	No forma	Married/	Has inte	25000 PL	no BROAD
22	55-64	B	ABC1	AB	Scotland	Male	White	Scotland	Baby boo	Owner (b	Working	A-Level	Married/	Has inte	25000 PL	no BROAD
23	45-54	B	ABC1	AB	Scotland	Female	White	Scotland	Baby boo	Owner (b	Working	Bachelor	Divorced	Has inte	25000 PL	no BROAD
24	65+	D	C2DE	DE	East Mid	Male	White	Midlands	Pre war	Owned ou	Not work	No forma	Married/	Has inte	11500 -	no BROAD
25	55-64	D	C2DE	DE	East Mid	Female	White	Midlands	Baby boo	Owned ou	Working	GCSE/O-L	Married/	Has inte	25000 PL	no BROAD
26	55-64	C2	C2DE	C1C2	East Mid	Male	White	Midlands	Baby boo	Owned ou	Working	A-Level	Married/	Has inte	25000 PL	no BROAD
27	65+	C1	ABC1	C1C2	Scotland	Male	White	Scotland	Baby boo	Owned ou	Not work	A-Level	Married/	Has inte	17500 -	no BROAD
28	65+	C1	ABC1	C1C2	Scotland	Female	White	Scotland	Pre war	Owned ou	Not work	No forma	Divorced	Has inte	-1	no BROAD
29	16-24	C2	C2DE	C1C2	Scotland	Female	White	Scotland	Generati	Owner (b	Not work	A-Level	Single	Has inte	-1	no BROAD
30	25-34	C1	ABC1	C1C2	Wales	Male	White	Wales	Generati	Rented f	Not work	Bachelor	Married/	Has inte	17500 -	no BROAD
31	25-34	D	C2DE	DE	Wales	Male	Non-white	Wales	Generati	Owner (b	Working	A-Level	Single	Has inte	-1	no BROAD
32	35-44	C2	C2DE	C1C2	Wales	Female	White	Wales	Generati	Rented f	Working	Bachelor	Married/	Has inte	25000 PL	no BROAD
33	35-44	C1	ABC1	C1C2	Greater	Male	White	Greater	Generati	Rented f	Working	Bachelor	Single	Has inte	11500 -	no BROAD
34	65+	C1	ABC1	C1C2	Greater	Female	White	Greater	Baby boo	Owned ou	Not work	Vocation	Married/	Has inte	-1	BROADSHE
35	16-24	C1	ABC1	C1C2	Greater	Female	Non-white	Greater	Generati	Owned ou	Not work	Other	Single	Has inte	-1	no BROAD
36	25-34	D	C2DE	DE	North we	Female	White	North	Generati	Rented f	Working	A-Level	Divorced	Has inte	25000 PL	no BROAD
37	65+	E	C2DE	DE	North we	Female	White	North	Baby boo	Owned ou	Not work	GCSE/O-L	Married/	Has inte	-1	no BROAD
38	35-44	C1	ABC1	C1C2	North we	Male	White	North	Generati	Owner (b	Working	No forma	Married/	Has inte	25000 PL	no BROAD
39	55-64	E	C2DE	DE	North we	Female	White	North	Baby boo	Owned ou	Working	No forma	Married/	No inter	6500 - 1	no BROAD
40	45-54	C2	C2DE	C1C2	Greater	Male	Non-white	Greater	Generati	Rented f	Working	GCSE/O-L	Married/	Has inte	-1	no BROAD
41	35-44	C2	C2DE	C1C2	Greater	Female	White	Greater	Generati	Rented f	Not work	A-Level	Married/	Has inte	-1	no BROAD
42	65+	C1	ABC1	C1C2	Yorkshir	Male	White	North	Pre war	Owned ou	Not work	Bachelor	Married/	Has inte	11500 -	no BROAD
43	65+	B	ABC1	AB	South we	Male	White	South	Baby boo	Owned ou	Not work	Masters/	Divorced	Has inte	-1	no BROAD
44	45-54	D	C2DE	DE	North we	Male	White	North	Generati	Owned ou	Working	Vocation	Married/	Has inte	25000 PL	no BROAD
45	25-34	C1	ABC1	C1C2	North we	Male	White	North	Generati	Owned ou	Working	Bachelor	Married/	Has inte	25000 PL	no BROAD



Qualitative data looks like...

Information about interviewee

Date of birth : 1902
Gender : M
Marital status : Married
Occupation : Railway worker
Geographic region : Stoke-on-Trent, Staffs

I : Can I have your full name please?

FW : Frank Woolley.

I : And your present address?

FW : 34 Speedwell Street, Longton.

I : And are you married?

FW : Yes.

I : And the year of you marriage?

FW : 1930.

I : The year you were born?

FW : 1902.

I : And where were you born?

FW : Ashfield Road, Longton.

I : Can you remember how many years you lived in Edgefield Road in the house where you were born?

FW : No, I'm afraid not.

I : Can you remember if you stayed in that house until 1918 or were there any moves in between?

FW : Oh there's moves in between.

I : Can you remember where you moved to from Edgefield Road?

FW : The first address I can remember living in is number 8 Heathcote Street, as I can remember living in. So I must have been a baby when I left Edgefield Road.

I : So you can't have lived there very long at all?

FW : No. And then the next address is Melvin Street.

I : Can you remember how long you were there?

FW : Oh I should be there 'til I'm about nine I should imagine, eight or nine.

I : And then where did you move to?

FW : 57 Speedwell Street. And that's - that's where I stayed 'til I was married.

I : Do you remember why the family made all these moves?

FW : Oh well in them days they used to do, families could go anywhere. There was always houses empty you know.

I : Do you know why this was?

FW : Well - I couldn't say really. 'Cos I can remember in this row here, three or four houses empty at a time.

I : Couldn't people afford them?

FW : Well they could afford a them but they could move anywhere - but the reason why did move into Speedwell Street is when the family was getting bigger, had a three roomed house see.

I : So as the family increased you need a larger house?

FW : Yes.

I : Can you remember how many brother and sisters you had?

FW : I had three brothers, seven sisters.

I : So there was eleven children altogether?

FW : Yes.



Types of data available from us

By type

- Detailed data about persons
 - UK surveys
 - Census microdata
 - Cohort and longitudinal studies
 - Cross-national surveys
 - Business surveys
- Data about places
 - Small areas – census data
 - Countries – international time series
- Qualitative and mixed method

By purpose

- Research
- Teaching
- Samplers

By detail

- Variables and questions



Key Data

Good place to start
when you begin
exploring data

Data is grouped by type

The screenshot shows the UK Data Service website. At the top, there is a navigation bar with links: 'About us', 'Get data', 'Use data', 'Manage data', 'Deposit data', 'News and events', 'Site search', 'Accessibility', 'FAQ', 'Help', 'Contact', 'New users', and 'Sitemap'. Below this is a search bar with the text 'Search data' and a magnifying glass icon. The main content area features a large banner with the text 'Explore the UK's largest collection of social, economic and population data resources'. Below the banner, there are two columns of content. The left column is titled 'About the UK Data Service' and features a video player showing a red double-decker bus. The right column is titled 'Guides and resources' and lists 'Dataset guides', 'Topic guides', 'Methods and software guides', and 'Guides to exploring online'. Below these lists is a 'See more' link. Further down, there is a section titled 'Data types' with links for 'Census data', 'International macrodata', and 'Longitudinal studies'. To the right of this section is a video player showing a group of people. Below the video player is a section titled 'Latest data' with links for 'OECD Main Economic Indicators Databank, 1960-2016' and 'IMF Direction of Trade Statistics, 1980-2016'. At the bottom right, there is a section titled 'Our impact' with a video player showing a group of people. The text 'See data from all over the world' is circled in red, and a button labeled 'Browse our data map' is visible next to it.

UK Data Service

About us Get data Use data Manage data Deposit data News and events

Site search Accessibility FAQ Help Contact New users Sitemap

Explore the UK's largest collection of social, economic and population data resources

Search data

About the UK Data Service

Guides and resources

Dataset guides

Topic guides

Methods and software guides

Guides to exploring online

See more

Video tutorials

See our growing range of training videos

See data from all over the world

Browse our data map

Data types

Census data

International macrodata

Longitudinal studies

#DataImpact2016

Highlights of Data Impact 2016 in

Our impact

Latest data

OECD Main Economic Indicators Databank, 1960-2016

IMF Direction of Trade Statistics, 1980-2016

UK Data Service



Data series record

Many data are part of a series

Data Access – Datasets are listed here

FAQs – Answers to common question users have about the series

Search – search for specific terms used within the series

Discover

Variable and question bank

QualiBank

UK Data Service series record for:

British Social Attitudes Survey

[Abstract](#) | [Access](#) | [Get started](#) | [FAQ](#) | [Related](#) | [Links](#) | [Search](#)

SERIES ABSTRACT

The British Social Attitudes (BSA) survey series, which began in 1983, is designed to produce annual measures of attitudinal movements to complement information gathered from a) large-scale government surveys that deal largely with facts and behaviour patterns, and b) party political attitudes data produced by the polls. One of the main purposes of the BSA is to monitor patterns of continuity and change, and examine the relative rates at which social attitudes change over time.

DATA ACCESS

+ [GN 33168 | BRITISH SOCIAL ATTITUDES SURVEY 1983-](#)

GETTING STARTED

How can I find out about the datasets – variables, population, sample size etc.?

[Read more...](#)

What format are the data in and where can I download them from?

[Read more...](#)

How do I get started with analysing survey data?

[Read more...](#)

FAQ

What is the BSA?

[Read more...](#)

Which years of the BSA are available?

[Read more...](#)

Does this survey contain information available at the individual, household or other level?

[Read more...](#)

How do I find out which questions/variables are included?

[Read more...](#)

Are the same questions asked in every year?

[Read more...](#)

Is there a panel element to this survey?

UK Data Service



Data series record

- Data Access – Lists the available datasets
- FAQs - Answers to common questions about the series
- Related resources – studies and cases which have some similarity to the series



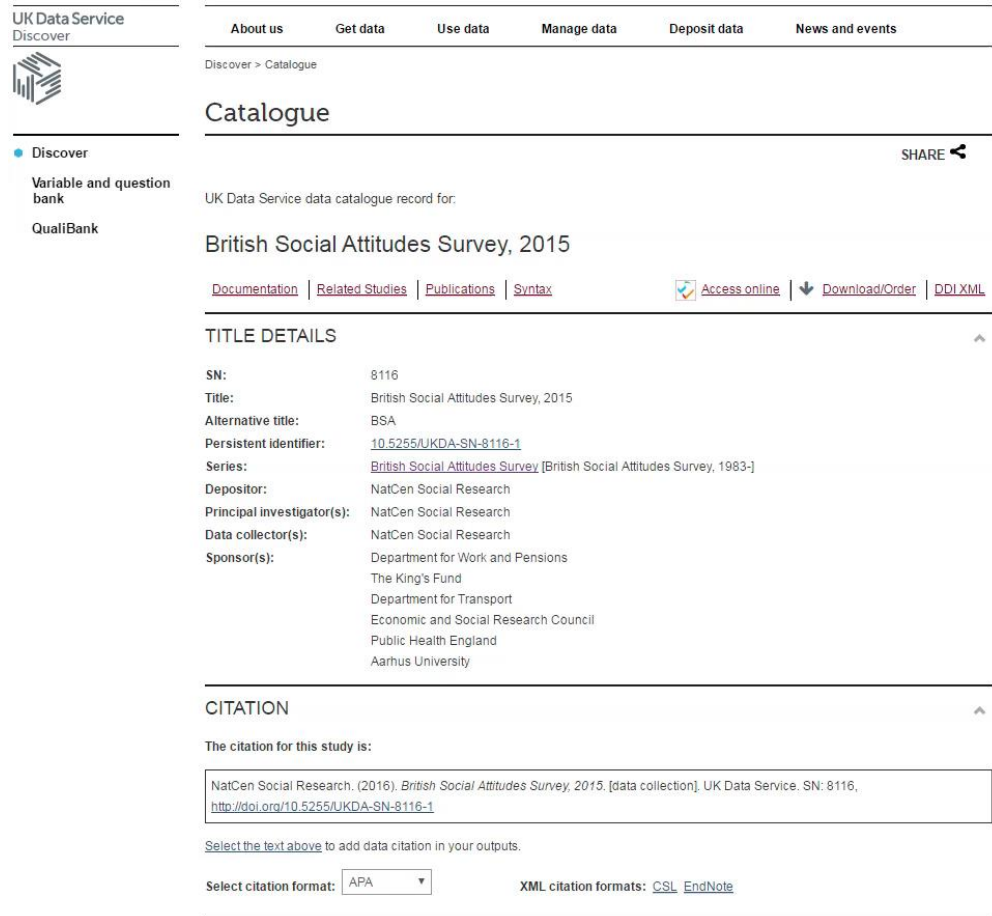
Catalogue record

Catalogue record –
Information about the
specific dataset

Click on the
Download/order button
to obtain the data

Abstract – Guidance to
help users understand
the data

Documentation –
codebooks,
questionnaires and user
guides



The screenshot displays the UK Data Service Catalogue interface. On the left, a sidebar shows the 'Discover' menu with options for 'Variable and question bank' and 'QualiBank'. The main content area is titled 'Catalogue' and includes a 'SHARE' button. Below the title, it specifies the 'UK Data Service data catalogue record for: British Social Attitudes Survey, 2015'. A row of links provides access to 'Documentation', 'Related Studies', 'Publications', 'Syntax', 'Access online', 'Download/Order', and 'DDI XML'. The 'TITLE DETAILS' section lists various identifiers and roles: SN (8116), Title (British Social Attitudes Survey, 2015), Alternative title (BSA), Persistent identifier (10.5255/UKDA-SN-8116-1), Series (British Social Attitudes Survey [1983-]), Depositor (NatCen Social Research), Principal investigator(s) (NatCen Social Research), Data collector(s) (NatCen Social Research), and Sponsor(s) (Department for Work and Pensions, The King's Fund, Department for Transport, Economic and Social Research Council, Public Health England, Aarhus University). The 'CITATION' section provides a citation template for the study, a text selection tool, and a dropdown for citation formats (APA, XML citation formats: CSL, EndNote).

UK Data Service
Discover

About us Get data Use data Manage data Deposit data News and events

Discover > Catalogue

Catalogue

SHARE

UK Data Service data catalogue record for:
British Social Attitudes Survey, 2015

[Documentation](#) | [Related Studies](#) | [Publications](#) | [Syntax](#) | [Access online](#) | [Download/Order](#) | [DDI XML](#)

TITLE DETAILS

SN: 8116
Title: British Social Attitudes Survey, 2015
Alternative title: BSA
Persistent identifier: [10.5255/UKDA-SN-8116-1](https://doi.org/10.5255/UKDA-SN-8116-1)
Series: [British Social Attitudes Survey](#) [British Social Attitudes Survey, 1983-]
Depositor: NatCen Social Research
Principal investigator(s): NatCen Social Research
Data collector(s): NatCen Social Research
Sponsor(s): Department for Work and Pensions
The King's Fund
Department for Transport
Economic and Social Research Council
Public Health England
Aarhus University

CITATION

The citation for this study is:

NatCen Social Research. (2016). *British Social Attitudes Survey, 2015*. [data collection]. UK Data Service. SN: 8116.
<http://doi.org/10.5255/UKDA-SN-8116-1>

Select the text above to add data citation in your outputs.

Select citation format: XML citation formats: [CSL](#) [EndNote](#)



Catalogue record

- Abstract – Provides information about the focus of the survey and other details which will aid researchers
- Coverage, Universe, Methodology – Spatial units, observation units, cases, methodology
- Documentation – Study information, questionnaires, codebooks, user guides



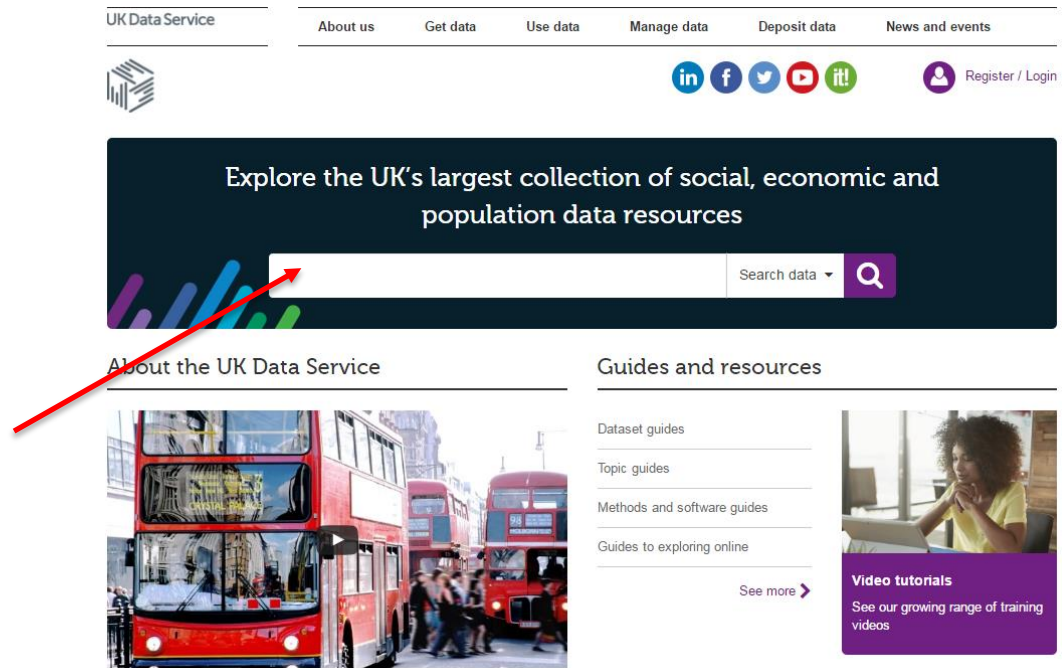
Discover

Discover is our search tool which allows users to find and browse data, guides, case studies, and publications

Simply enter your search term and choose to search either our data or website

Discover is present on a majority of our website pages

[Discover](#)



Initial search results

Here I performed a search using the term 'crime'

Discover found 891 results in our data collection

There are also 19 case studies, 266 ESRC outputs, 5 guides and 14 data series

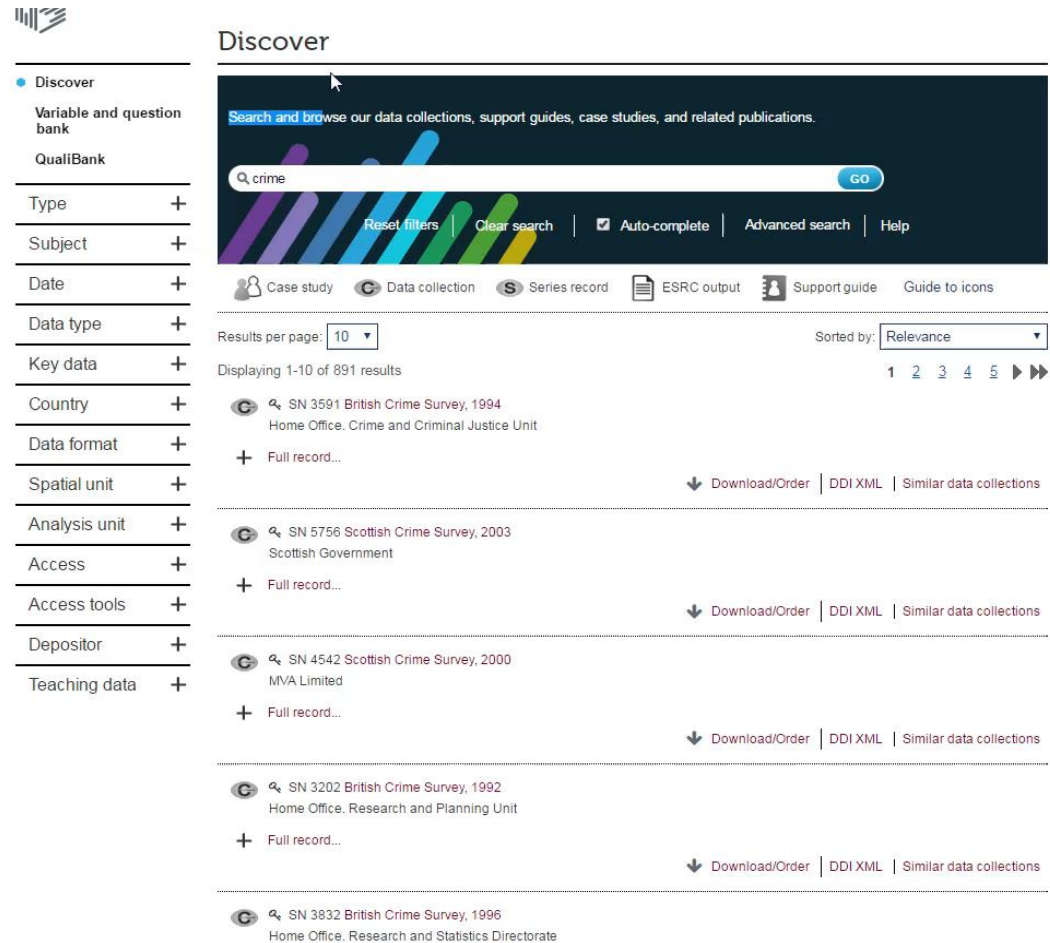
The screenshot shows the UK Data Service Discover interface. On the left, a sidebar contains navigation links: 'Discover' (selected), 'Variable and question bank', and 'QualiBank'. Below these is a 'Type' filter section with a list of categories and their counts: 'Data collections (891)', 'Case studies (19)', 'Series (14)', 'ESRC outputs (266)', and 'Support / how to guides (5)'. The 'Case studies (19)' item is circled in red. Below the sidebar is a 'Refine' section with various filters like Subject, Date, Data type, etc., each with a plus icon. The main content area has a top navigation bar with links: 'About us', 'Get data', 'Use data', 'Manage data', 'Deposit data', and 'News and events'. Below this is a 'Discover' header and a search bar containing the text 'crime'. To the right of the search bar are links for 'Reset filters', 'Clear search', 'Auto-complete', 'Advanced search', and 'Help'. Below the search bar is a row of icons for 'Case study', 'Data collection', 'Series record', 'ESRC output', 'Support guide', and 'Guide to icons'. The search results are displayed below, showing 'Results per page: 10' and 'Sorted by: Relevance'. The first result is 'SN 3591 British Crime Survey, 1994' by the 'Home Office. Crime and Criminal Justice Unit'. Other results include 'SN 5756 Scottish Crime Survey, 2003' and 'SN 4542 Scottish Crime Survey, 2000'. Each result has a 'Full record...' link and a 'Download/Order' link with 'DDI XML' and 'Similar data collections' options.



Limiting your search results

The filters on the left-hand side can be used to find a suitable study

Filters include data type, country, spatial unit, date, and access conditions



The screenshot displays the 'Discover' page of the UK Data Service. On the left, a sidebar contains a list of filters: Discover (selected), Variable and question bank, and QualiBank. Below these are expandable filter categories: Type, Subject, Date, Data type, Key data, Country, Data format, Spatial unit, Analysis unit, Access, Access tools, Depositor, and Teaching data, each with a '+' icon. The main content area features a search bar with the text 'crime' and a 'GO' button. Above the search bar are links for 'Reset filters', 'Clear search', and a checked 'Auto-complete' option, along with links for 'Advanced search' and 'Help'. Below the search bar, there are icons for 'Case study', 'Data collection', 'Series record', 'ESRC output', 'Support guide', and 'Guide to icons'. The results section shows 'Results per page: 10' and 'Sorted by: Relevance'. It displays '1-10 of 891 results' with pagination links 1, 2, 3, 4, 5, and a double arrow. The first three results are listed, each with a magnifying glass icon, a title, a source, a '+ Full record...' link, and a 'Download/Order' link with 'DDI XML' and 'Similar data collections' options.

Search Filter	Value
Discover	Selected
Variable and question bank	
QualiBank	
Type	+
Subject	+
Date	+
Data type	+
Key data	+
Country	+
Data format	+
Spatial unit	+
Analysis unit	+
Access	+
Access tools	+
Depositor	+
Teaching data	+

Discover

Search and browse our data collections, support guides, case studies, and related publications.

Q crime GO

Reset filters | Clear search | ☒ Auto-complete | Advanced search | Help

Case study | Data collection | Series record | ESRC output | Support guide | Guide to icons

Results per page: 10 Sorted by: Relevance

Displaying 1-10 of 891 results

1 2 3 4 5 >>

SN 3591 British Crime Survey, 1994
Home Office, Crime and Criminal Justice Unit
+ Full record...
Download/Order | DDI XML | Similar data collections

SN 5756 Scottish Crime Survey, 2003
Scottish Government
+ Full record...
Download/Order | DDI XML | Similar data collections

SN 4542 Scottish Crime Survey, 2000
MVA Limited
+ Full record...
Download/Order | DDI XML | Similar data collections

SN 3202 British Crime Survey, 1992
Home Office, Research and Planning Unit
+ Full record...
Download/Order | DDI XML | Similar data collections

SN 3832 British Crime Survey, 1996
Home Office, Research and Statistics Directorate



Ordering your search results

Results can be ordered by date, title, or number of downloads

UK Data Service Discover

You are not logged in | [Login to Discover](#) | [Site Search](#) [FAQ](#) [Help](#) [Contact](#)

[About us](#) [Get data](#) [Use data](#) [Manage data](#) [Deposit data](#) [News and events](#)

Discover

Search and browse our data collections, support guides, case studies, and related publications.

Q crime GO

[Reset filters](#) [Clear search](#) ☒ Auto-complete [Advanced search](#) [Help](#)

[Case study](#) [Data collection](#) [Series record](#) [ESRC output](#) [Support guide](#) [Guide to icons](#)

Results per page: 10

Sorted by: Relevance

Displaying 1-10 of 81 results

[SN 7875 Long-Term Trajectories of Crime in the United Kingdom, 1982-2013](#)
Farrall, S., University of Sheffield. Centre for Criminological Research
[Full record...](#)

[Download/Order](#) [DOI XML](#)

[SN 7730 European Union Agency for Fundamental Rights: Violence Against Women Survey, 2012: Special Licence](#)
Access
European Union Agency for Fundamental Rights (FRA)
[Full record...](#)

UK Data Service Discover

Variable and question bank

QualiBank

Type +

Subject +

Date +

Data type +

Key data +

Country +

Data format +

Spatial unit +

Analysis unit +

Access +

Access tools +



Being more specific – advanced search

Advanced search can be accessed in Discover

Multiple search terms can be used

Search by spatial unit, subject, data type, and others

The screenshot displays the UK Data Service Discover website's advanced search page. The top navigation bar includes links for 'About us', 'Get data', 'Use data', 'Manage data', 'Deposit data', and 'News and events'. A secondary bar contains 'Discover', 'Variable and question bank', and 'QualiBank'. The left sidebar features a 'Type' filter with checkboxes for 'Data collections (7016)', 'Case studies (194)', 'Series (68)', 'ESRC outputs (13377)', and 'Support / how to guides (168)'. Below this is a 'Refine' section with expandable categories: 'Subject', 'Date', 'Data type', and 'UK data'. The main content area has a search bar with a 'GO' button and options for 'Reset filters', 'Clear search', 'Auto-complete', 'Advanced search', and 'Help'. It also shows 'Results per page' (set to 10) and 'Sorted by: Date (latest first)'. The search results list two items: 'SN 5540 OECD National Accounts, 1955-2016' and 'SN 4744 OECD Main Economic Indicators Databank, 1960-2016', both from the 'Organisation for Economic Co-operation and Development'. Each result includes a '+ Full record...' link and options to 'Access online', view 'DDI XML', or find 'Similar data collections'.



Variable and question bank

Variable and question bank can be accessed from Discover

Search for terms of interest

The screenshot displays the UK Data Service Discover interface. On the left, a sidebar menu is visible with the following items: Discover, Variable and question bank (highlighted with a red circle), QualiBank, Series, Survey, Country, Date, Data collector, Question: Harmonised set, and Question: Intent. The main content area is titled 'Variable and question bank' and features a search bar with the text 'sausages' (circled in red). Below the search bar, there are filters for 'Reset filters', 'Clear search', and a checkbox for 'Search only question text/responses'. The results section shows 'Results per page: 10' and 'Sorted by: Relevance'. Two search results are displayed, both circled in red:

- Sausages : Percentage of Sausages**
National Diet and Nutrition Survey Years 1-4, 2008/09-2011/12
+ View responses...
- SAUSAGES : Sausages (g)**
National Diet and Nutrition Survey Years 1-4, 2008/09-2011/12
+ View responses...

On the right side of the results, there are links for 'Add to My Variables' and 'View all instances of this variable' for each result.




Qualibank

Qualibank can also be accessed from Discover

Allows users to search the qualitative resources archived at the UK Data Service

Filters can be used to find relevant studies

UK Data Service
Discover



Discover

Variable and question bank

QualiBank

Collection title

+

Resource type

+

Open / Closed

+

Date

+

Sex

+

Age group

+

Socio-economic status

+

Region

+

About us

Get data

Use data

Manage data

Deposit data

News and events

Discover > QualiBank

QualiBank

Search and browse a selection of qualitative surveys, interview and open-ended questions.

Q Search our qualitative data and related resources

GO

Reset filters

Clear search


☒ Auto-complete

Copyright

Collections

Help

UK Data Service



Theme Pages

Theme pages group data and resources by topic

Resources are grouped into 12 thematic areas

Theme page lists key data, tips on how to search in Discover, research using our data, and other resources

The screenshot displays the UK Data Service website interface. At the top, a navigation bar includes links for 'Site search', 'Accessibility', 'FAQ', 'Help', 'Contact', 'New users', and 'Sitemap'. Below this, a secondary menu lists 'About us', 'Get data', 'Use data', 'Manage data', 'Deposit data', and 'News and events'. Social media icons for LinkedIn, Facebook, Twitter, YouTube, and iTunes are present, along with a 'Register / Login' button. A large dark banner features the text 'Explore the UK's largest collection of social, economic and population data resources' and a search bar with a 'Search data' button. The main content area is divided into two columns. The left column, titled 'About the UK Data Service', contains a video player showing red double-decker buses. The right column, titled 'Guides and resources', lists links for 'Dataset guides', 'Topic guides', 'Methods and software guides', and 'Guides to exploring online', with a 'See more' link. Below these is a 'Video tutorials' section with a video thumbnail and text: 'See our growing range of training videos'. A dark banner at the bottom of the main content area says 'See data from all over the world' with a 'Browse our data map' button. The footer section includes 'Data types' (Census data, International macrodata, Longitudinal studies), a video player for '#DataImpactFellows', a section for 'Our impact' with a group photo, and 'Latest data' (OECD Main Economic Indicators Databank, 1960-2017; IMF International Financial Statistics, 1948-2017).

UK Data Service

About us Get data Use data Manage data Deposit data News and events

Explore the UK's largest collection of social, economic and population data resources

Search data

About the UK Data Service

Guides and resources

Dataset guides

Topic guides

Methods and software guides

Guides to exploring online

See more

Video tutorials

See our growing range of training videos

See data from all over the world

Browse our data map

Data types

Census data

International macrodata

Longitudinal studies

#DataImpactFellows

Our impact

Latest data

OECD Main Economic Indicators Databank, 1960-2017

IMF International Financial Statistics, 1948-2017

UK Data Service



HASSET

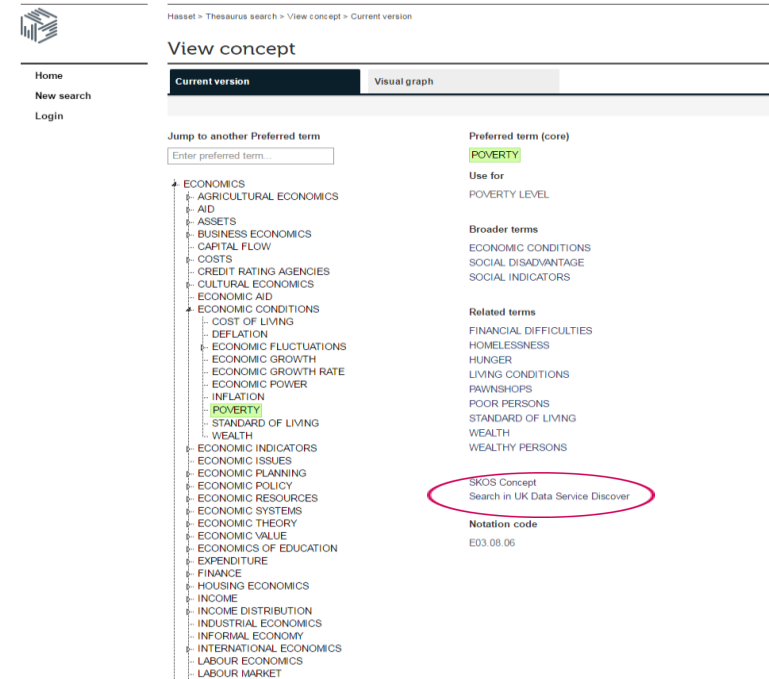
HASSET is a thesaurus

Search for key terms

Find related terms that may also capture what you are looking for

Search in Discover for these terms

[HASSET](#)



The screenshot displays the HASSET thesaurus interface. On the left, a navigation menu includes 'Home', 'New search', and 'Login'. The main content area is titled 'View concept' and features a 'Current version' tab. Below this, a search bar prompts 'Enter preferred term...'. A hierarchical list of terms is shown, with 'POVERTY' highlighted. To the right, the 'Preferred term (core)' is 'POVERTY', and the 'Use for' section lists 'POVERTY LEVEL'. The 'Broader terms' section includes 'ECONOMIC CONDITIONS', 'SOCIAL DISADVANTAGE', and 'SOCIAL INDICATORS'. The 'Related terms' section lists various economic and social terms. A red circle highlights the 'SKOS Concept' section, which includes the text 'Search in UK Data Service Discover'. The 'Notation code' is 'E03.08.06'.

Home
New search
Login

Hasset > Thesaurus search > View concept > Current version

View concept

Current version Visual graph

Jump to another Preferred term
Enter preferred term...

ECONOMICS
- AGRICULTURAL ECONOMICS
- AID
- ASSETS
- BUSINESS ECONOMICS
- CAPITAL FLOW
- COSTS
- CREDIT RATING AGENCIES
- CULTURAL ECONOMICS
- ECONOMIC AID
- ECONOMIC CONDITIONS
- COST OF LIVING
- DEFATION
- ECONOMIC FLUCTUATIONS
- ECONOMIC GROWTH
- ECONOMIC GROWTH RATE
- ECONOMIC POWER
- INFLATION
- **POVERTY**
- STANDARD OF LIVING
- WEALTH
- ECONOMIC INDICATORS
- ECONOMIC ISSUES
- ECONOMIC PLANNING
- ECONOMIC POLICY
- ECONOMIC RESOURCES
- ECONOMIC SYSTEMS
- ECONOMIC THEORY
- ECONOMIC VALUE
- ECONOMICS OF EDUCATION
- EXPENDITURE
- FINANCE
- HOUSING ECONOMICS
- INCOME
- INCOME DISTRIBUTION
- INDUSTRIAL ECONOMICS
- INFORMAL ECONOMY
- INTERNATIONAL ECONOMICS
- LABOUR ECONOMICS
- LABOUR MARKET

Preferred term (core)
POVERTY

Use for
POVERTY LEVEL

Broader terms
ECONOMIC CONDITIONS
SOCIAL DISADVANTAGE
SOCIAL INDICATORS

Related terms
FINANCIAL DIFFICULTIES
HOMELESSNESS
HUNGER
LIVING CONDITIONS
PAWNSHOPS
POOR PERSONS
STANDARD OF LIVING
WEALTH
WEALTHY PERSONS

SKOS Concept
Search in UK Data Service Discover

Notation code
E03.08.06



Top tips

- Key Data
- Theme pages
- Discover
- Variable and question bank
- HASSET
- What have published researchers used?






Who should be able to access data?

- Anyone should be able to access any data it's our right!
- It depends – what confidentiality promises were made to the original research participants?
- It depends – are the data personal?
- Only professional researchers – we can be trusted
- No one, there's too much risk of identifying someone!








Access policy

Type		Our terminology	Who can access it?
	Open	Open data	No restriction. But please cite the data.
	Safeguarded	End User Licence	Registered users of the service. Special Licence access has to be approved.
		Special Licence	
	Controlled	Secure Access	Access is limited to approved researchers who can demonstrate their trustworthiness around personal data and have passed SURE training.
	ReShare	ReShare	Where depositors have self-deposited data, conditions are described in the record and may be non-standard. A small number of studies may not have accessible outputs.

[How to Access](#)



Common access routes

Icon	Tool	Type of data used for	What it is
 Download/Order	Download (or order some special data)	Most studies. Data usually in SPSS, Stata, Tab	Download in zipped format
 Access online	Nesstar	Data about persons.	Explore the data online, do simple analyses & subset
	.stat	International time series	Pull out extracts and download
	InFuse	Census count data	Locate census counts for areas by topic and download
	WICID	Census flows	Locate travel to work, second residence or migration counts

Summary

- Key data is a good starting point
- Our search tool is called Discover, you can;
 - Filter your results
 - Order your results
 - Do an advanced search
 - Search for variables (some studies only)
 - Do a specialist search for qualitative data (some studies only)
- Data by theme can find resources related to an area
- Some studies are available to use online
- Other studies are available for download
- Access policy reflects the confidentiality of the data



Ask us...

- To get assistance go to the help section on our home page
- Click on 'get in touch' to see the various ways of contacting it

The screenshot displays the UK Data Service website. At the top, a navigation bar includes links for Site search, Accessibility, **FAQ**, **Help** (circled in red), Contact, New users, and Sitemap. Below this, a secondary menu lists About us, Get data, Use data, Manage data, Deposit data, and News and events. A third row of links includes About us, Get data, Use data, Manage data, Deposit data, and a Register / Login button. The main content area is titled 'Help' and features the heading 'How can we help?'. To the right of the text is a graphic of vertical bars in shades of pink and purple. Below the heading, a 'SHARE' button with a left-pointing arrow is visible. The text continues: 'If you are new to our service, you may find the [New user](#) page or our [FAQs](#) helpful. We have also developed a [Student forum \(via Facebook\)](#) for students who would like peer-to-peer support and information on using data in their research and learning. If you do need to contact us, please [get in touch](#).' The phrase 'get in touch' is circled in red.



Questions

Please type your questions
in the control panel

